

DRIVING YOUR BIOMARKER STRATEGY

Flagship Biosciences, Inc. provides rich, contextual biomarker data services, powered by our proprietary image analysis technology, allowing our pharmaceutical partners to make confident clinical decisions.

Integrated team of scientists, pathologists, tissue analysis experts, data analysts and wet assay and image analysis developers

650+

Projects since 2013, with 6 of 10 of the largest pharmaceutical companies

350+

Studies exploring clinical trial end points and target validation hypotheses

10

Flagship has been providing tissue analysis services for over 10 years

RESEARCH

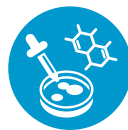


500+

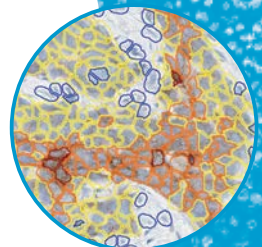
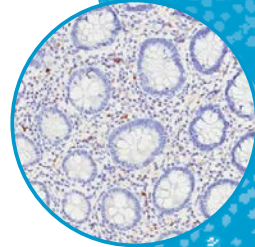
Target validation/hypothesis testing projects



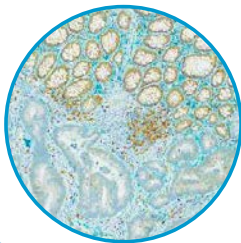
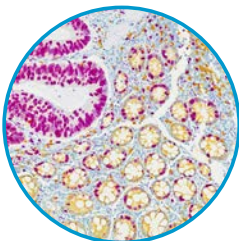
100+ exploratory clinical trial endpoint projects



100+ qualified IHC and ISH tests



TRIALS



EARLY

100 singleplex IHC and ISH assays for I/O and DMD studies

10+ multiplex IHC assays for I/O and DMD studies

100+ different image analysis solutions for research studies

EFFICACY

10+ Validated assays used as a reported clinical trial endpoint

20+ Validated image analysis assay solutions for IHC and ISH

PIVOTAL

10+ LDT and image analysis solutions for prospective patient enrollment

OUR SERVICES INCLUDE:

1	AI-Powered Image Analysis	▶	Intuitive endpoints (% POS, etc) or advanced Flagship endpoints
2	IHC / IF / ISH Assays	▶	Discovery, translational research, clinical trials, or prototype CDx in our CAP/CLIA lab
3	Data Analysis and Reporting	▶	Standard statistics or Flagship specific cellular data
4	Consultation with Scientific Experts	▶	Pathology, biology, image analysis, data science, artificial intelligence
5	Regulatory Strategy and Support	▶	Regulatory support for effective biomarker development strategies



TO LEARN MORE ABOUT FLAGSHIP

303.325.5894 | info@flagshipbio.com | flagshipbio.com

7575 W. 103rd Ave., #102 | Westminster, CO 80021